


Feel the beat

1 Music has a steady beat, can you feel it in your feet?



(stamp feet) CON LOS PIES

Hear the music in the band, can you feel it in your hands?




(clap hands) CON LAS MANOS

Now let's try a clever trick, can you make your fingers click?



(click fingers) CON LOS DEDOS

'Feel the beat' is what I said, can you think it in your head?



(count silently until beat eight) EN SILENCIO


Music has a steady beat or pulse. Just like your heartbeat, it keeps going all the way through a song or tune. A fast tune will have a fast beat and a slower tune a slower beat.

Tap a steady beat and chant the words of a song you know well. Keep tapping all the way through.



First tunes

Play these tunes pizzicato, placing your thumb on the edge of the fingerboard.



- 8 **Counting beats** *las cuerdas en pizzicato*
Play this piece four times, once with each string.

Chant

Counting beats is for the best, play four Gs* then count four rests.

Play



* then D, A, and E


- 9 **The drunken sailor** *El marinero borracho*

Sing

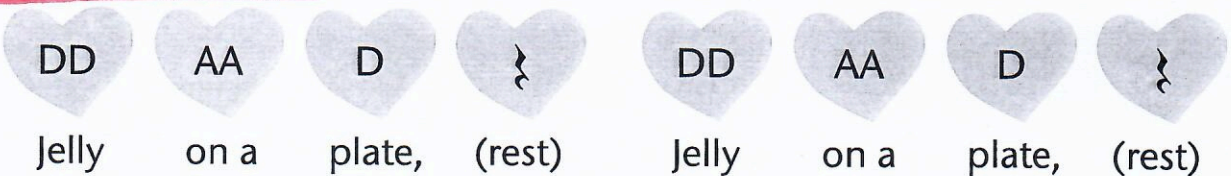
Let's all play pizzicato, let's all play pizzicato,
Let's all play pizzicato, early in the morning.



Play



- 10 **Jelly on a plate** *Gelatine en el plato*



Walk and jogging tunes

15

At the zoo

CUERDAS AL AIRE.
en el zoo

Listen

Copy (etc.)

M^E DE PA' JA phants, E for e - le - phants,


A ES LA al - li - ga - tors, A for al - li - ga - tors,

R^E DE dol - phins, D for dol - phins,


SOL DE go ril - las, G for go - ril - las,

Chant

That's TV what TA we CA have TU in TA our CA zoo. TVM Yeah! TVM

This is a barline: 
It divides music into bars.



A double barline comes at the end of a tune: 

Be a composer

Make up your own rhythms using the open strings. Think of something beginning with each letter and then play the pattern of the words on each string. You could use the names of friends or different places as starting points. Write your words in the spaces below:

M^E for _____
 LA for _____
 R^E DE for _____
 SOL for _____

Copycat blues

El imitador del Blues

(escucha e imita el sonido)

Driving Listen

Copy (etc.)

Musical notation for Copycat blues. It consists of four staves of music in 4/4 time. The first staff has a treble clef and a key signature of one flat. The notes are: D4, E4, F4, G4, A4, B4, C5, B4, A4, G4, F4, E4, D4. The second staff has a bass clef and notes: G2, F2, E2, D2, C2, B1, A1, G1, F1, E1, D1, C1. The third staff has a treble clef and notes: D4, E4, F4, G4, A4, B4, C5, B4, A4, G4, F4, E4, D4. The fourth staff has a bass clef and notes: G2, F2, E2, D2, C2, B1, A1, G1, F1, E1, D1, C1. Handwritten annotations include: '1 2 3 4' under the first four notes of each staff; 'D RE RE RE RE' in red under the first staff; 'G SOL SOL SOL SOL' in green under the second staff; 'LA LA LA LA' in blue under the third staff; and 'D RE RE RE RE' in red and 'LA LA LA LA' in blue under the fourth staff. There are also 'V' marks above the first and fifth notes of the first staff.

When the music repeats, the rhythm is different—it sounds like 'We are the champions!'. Listen carefully and copy what you hear.



Mini Mozart

El pequeño Mozart

se repite

This is a repeat sign:

Mozart, arr. KB/DB

Musical notation for Mini Mozart. It consists of two staves of music in 3/4 time with a key signature of one sharp. The notes are: D4, E4, F4, G4, A4, B4, C5, B4, A4, G4, F4, E4, D4. Handwritten annotations include: 'MO ZART' in red under the first staff; 'MO ZART' in blue under the second staff; 'PE QUE' in blue under the third staff; and 'MO ZART' in red under the fourth staff. There are 'V' marks above the first and fifth notes of the first staff.

Try these rhythm variations: Wola Amadeus el pequeño mago

Musical notation for rhythm variations. It consists of three staves of music in 3/4 time with a key signature of one sharp. The notes are: D4, E4, F4, G4, A4, B4, C5, B4, A4, G4, F4, E4, D4. Handwritten annotations include: 'Wolfgang A-ma-de-us' in red under the first staff; 'Wolfgang A-ma-de-us, go' in blue under the second staff; 'Walk jog-ging walk, walk jog-ging walk,' under the third staff; and 'Pull to the tip then push to the heel then' under the fourth staff. There are 'V' marks above the first and fifth notes of the first staff.



Boogie band

With energy

la banda del boogie-boo

(Canta el título de la canción con cada sonido)

RE Boo-gie on the o-pen D, SOL boo-gie on the o-pen G, RE boo-gie on the o-pen D,
 LA boo-gie on the A. RE Boo-gie on the o-pen D, SOL boo-gie on the o-pen G,
 RE boo-gie on the D then SOL Yeah! Shout



Rhythm train

Verse 1

Lively

Listen

El ritmo del tren
(escucha y repite)

Copy (etc.)

O-ver-night ex-press train, O-ver-night ex-press train, etc.

Verse 2

Listen

Copy

etc.

All a-board, all a-board, All a-board, all a-board,

Verse 3

Listen

Copy

etc.

Train whis-tle, train whis-tle, Train whis-tle, train whis-tle,

End with some train whistle sounds!



Super listener

Escucha el otro tren.

Listen to track 20 and play 'Rhythm train' using your G and D strings.