

# String-crossing tunes

In these string-crossing tunes, watch your elbow swing *up* when you play a lower string and *down* when you play a higher string.

22

## Happy Haydn *El Haydn feliz*

Simply

Haydn, arr. KB/DB

Two staves of musical notation in 4/4 time, key of D major. The melody consists of quarter notes and eighth notes. A 'v' mark above the staff indicates a bowing or breath mark. Handwritten lyrics are written below the notes.

Cuan do cru-zas la cuer-da, MI RA EL AR CO CO MO VA  
 HAZ QUE TO DAS SUE NEN BIEN CO-RRE A CRU-ZAR

Are you using your elbow to help you move from string to string?



This means you should rest for two beats: -

23

## Monkeys swing *Olumpio de monos*

Rock groove

Three staves of musical notation in 4/4 time, key of D major. The melody is more rhythmic, featuring eighth and sixteenth notes. A 'v' mark is present. The notation includes first and second endings. Handwritten lyrics are written below the notes.


MO NOS SAL TAN EN EL AR BOL MO NOS SAL TAN Y NO PA'RAU  
 MO NOS SI MO NOS NO  
 SAL - TAN SAL-TAN SIN PA RAE  
 SAL TAN SAL TAN LOS MO NOS SAL TAN YA

1.
2.

These are first- and second-time bars.



# Rhythm zone 2: slow-walk

Say and clap the rhythm below while a friend or teacher taps the beat, and then swap over. Remember to count and feel two beats for each 



'slow - walk'  
minim (or half-note)



Walk walk walk walk, slow-walk slow-walk, etc.

24

## Classical sounds

*Sonidos clásicos*

### Verse 1

**Gracefully**



Walk walk slow-walk, walk walk slow-walk, etc.

### Verse 2



Slow-walk walk walk, slow-walk walk walk,

### Verse 3



At the heel then slow-walk, at the tip then slow-walk,



25

## Super listener

Listen to track 25 and play 'Classical sounds' using your E and A strings. The first note will be open E.

# Slow-walk tunes

26

## Raindrops

Gotas de lluvia

Gently

Musical notation for 'Raindrops' in G major, 4/4 time. The melody is written on a treble clef staff. The tempo is marked 'Gently'. The lyrics are: VAA LLO-VER SIN PA-RAR LLUE-VE YA A RA-BIAR LAS GO TAS CA-E-RAN LLUE-VE LLUE-VE SIN MAS.

27

## Swing band

la banda del Swing

Lively, swing



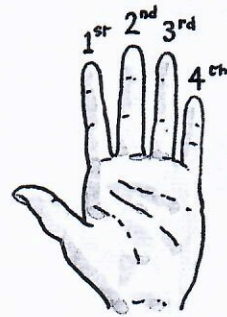
Musical notation for 'Swing band' in G major, 4/4 time. The tempo is marked 'Lively, swing'. The melody is written on a treble clef staff. The lyrics are: CON NOTAS. The piece includes a first ending section labeled '1. Chant' and a second ending section labeled '2. Slower trem.'.



Remember Mr Tremolo!

# Left-hand pizzicato

In these tunes you'll need to use left-hand pizzicato. When you see the + sign, pluck the string with your left-hand 4th finger.

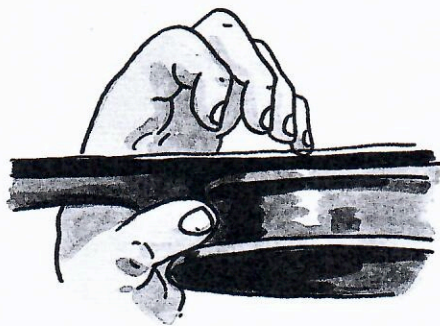


28

Chinese festival

*Festival Ano*

Steadily



29

Popcorn

*Pompas*

First sing the song and play left-hand pizzicato in the 'Pop! Bang!' bars. Then play with right-hand pizzicato or arco for the rest of the tune, but keep using your left hand for 'Pop! Bang!'.

Happily



*Ha go pompas Pong pong Ha go pompas POU PONG*



*con la boca y con a gua con ja bin y muchas ga nas*



*Ha go pompas Pong pong*

