

# LE QUATRIÈME DOIGT A INTERVALLE D'UN TON DU TROISIÈME DOIGT




## 32. MON QUATRIÈME DOIGT

Sur la corde de LA



Sur la corde de MI



Sur la corde de RÉ




c)





Exercise c) consists of three staves of music in 4/4 time, written on a treble clef. The first staff starts with a 'U' above the first measure. The notes are: G4 (0), A4 (1), B4 (1), C#5 (2), D#5 (2), and E5 (3). The second staff continues with: F#5 (3), G5 (4), A5, B5, C#6, and D6. The third staff continues with: E6, F#6, G6, A6, B6, and C7. Fingering numbers 0, 1, 2, 3, 4 are written below the notes.

Sur la corde de SOL

d)

Exercise d) consists of three staves of music in 4/4 time, written on a treble clef. The first staff starts with a 'V' above the first measure. The notes are: G4 (0), A4 (1), B4 (1), C5 (2), D5 (2), and E5 (3). The second staff continues with: F5 (3), G5 (4), A5, B5, C6, and D6. The third staff continues with: E6, F6, G6, A6, B6, and C7. Fingering numbers 0, 1, 2, 3, 4 are written below the notes.



1)  2)  3)  4) 

## 33. PETIT DOIGT...

Avec les différents coups d'archet.

a) 

b) 

c) 

d) 