


LE PREMIER DOIGT A INTERVALLE D'UN TON DU SILLET



16. ENFIN LE PREMIER DOIGT !

Sur la corde de LA

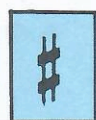
a)

0 1 - - - -

Garder le premier doigt en place.

Lever peu le premier doigt, conserver les autres doigts au-dessus de la corde.

Sur la corde de MI



b)

0 1 - - - -

Sur la corde de RÉ

c)

0 1 - - - -

Sur la corde de SOL

d)

0 1 - - - -

Les ongles de la main gauche doivent être très courts afin que les doigts puissent appuyer sur leur extrémité.

17. MON PREMIER DOIGT S'ANIME

a) Musical staff a) in 4/4 time, starting with a 'u' above the first measure. The melody consists of quarter notes and eighth notes, with fingerings '0' and '1' indicated below the first two notes.

b) Musical staff b) in 4/4 time, starting with a 'v' above the first measure. The melody features slurs and sharp signs (#) above several notes.

c) Musical staff c) in 4/4 time, starting with a 'u' above the first measure. The melody consists of quarter notes and eighth notes.

d) Musical staff d) in 4/4 time, starting with a 'v' above the first measure. The melody consists of eighth notes and quarter notes.

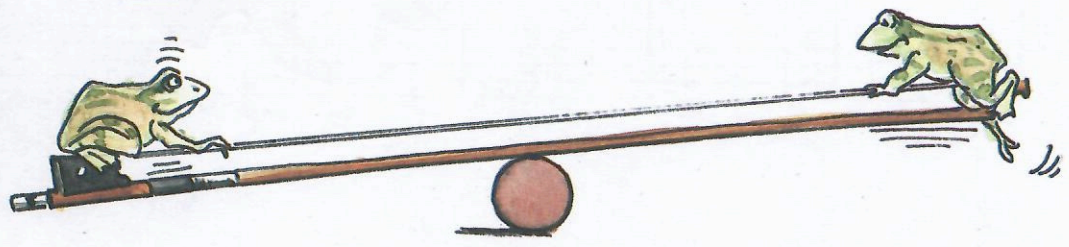
18. VARIATIONS SUR UN DOIGT

a) Musical staff a) in 3/4 time, starting with a 'u' above the first measure. The melody consists of quarter notes and eighth notes.

b) Musical staff b) in 3/4 time, starting with a 'v' above the first measure. The melody features slurs and sharp signs (#) above several notes.

c) Musical staff c) in 3/4 time, starting with a 'u' above the first measure. The melody consists of quarter notes and eighth notes.

d) Musical staff d) in 3/4 time, starting with a 'v' above the first measure. The melody consists of eighth notes and quarter notes.



je